


2021 Arizona Youth Risk Behavior Survey

Smoking and Vaping Rates: Factors Related to Use Among Arizona Teens



The prevalence of **cigarette smoking** and **electronic vapor product (EVP) use** among **Arizona teens (in grades 9-12)** is a **public health concern**. The 2021 AZ YRBS data shows early smokers are more likely to continue smoking. Teen EVP use has remained high over the past decade. **Female** and **LGBQ+ teens*** are more likely to use an EVP. When teens have **a caring adult to share their feelings with**, they are less likely to use EVP; if using, they are more likely to try quitting.

Cigarette Smoking

Teen cigarette smoking rates have been decreasing over the past decade.

1 in 10 Arizona teens first tried cigarette smoking **BEFORE AGE 13.**



Teens who start smoking before age 13

are **12x** more likely to smoke today

(vs. teens who first tried smoking at an older age)



Fewer teens are smoking cigarettes now than they did 10 years ago (from 17.4% in 2011 to 3.4% in 2021).



12th graders (5%) are more likely to smoke than 9th graders (2%). **LGBQ+ teens** are **3x** more likely to smoke than heterosexual teens.



Among teens who currently smoke cigarettes, 81% reported being **in the same room as someone who was smoking**, compared to only 25% of non-smoking teens.

*Because the 2021 Arizona YRBS did not have a question assessing gender identity, this report does not highlight data specifically on students who identify as transgender. Therefore, the T commonly used in the acronym LGBTQ+ is not included when referring to the data.

Electronic Vapor Product (EVP) USE

Teen EVP use has remained high over the past decade and females and LGBTQ+ teens are more likely to use an EVP.

In a classroom of 30 high school students,

12

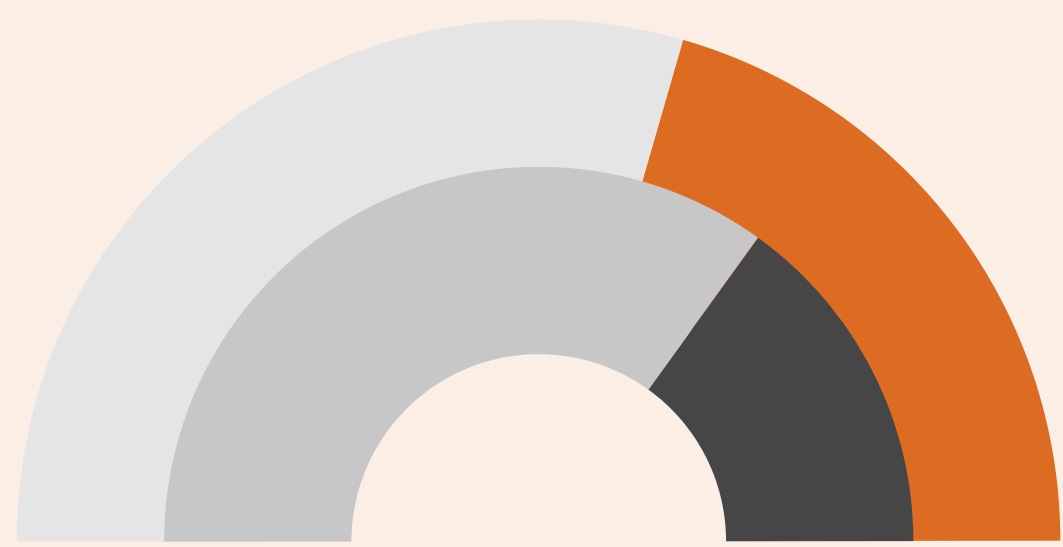
have ever used an EVP.

5

are currently using an EVP.

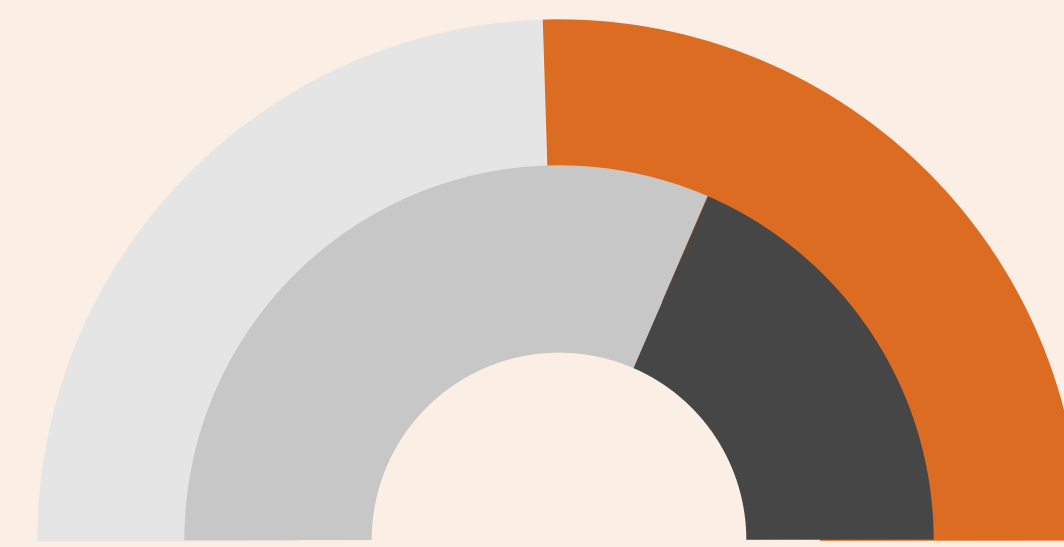
Female and LGBTQ+ teens are more likely to have ever used an EVP.

Female vs Male

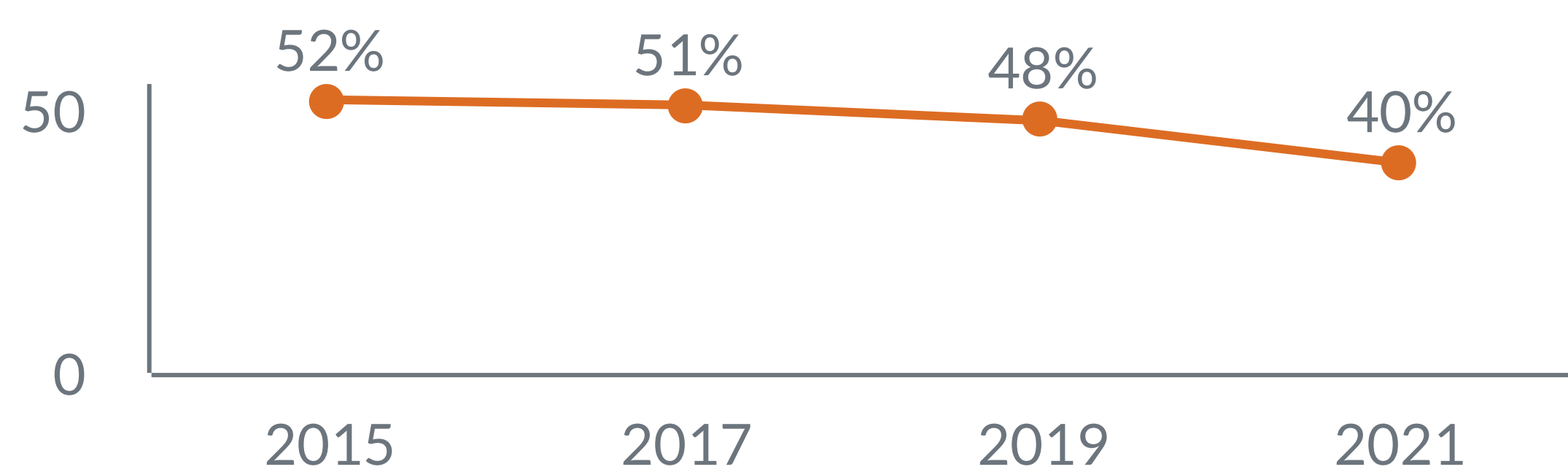


46% of female teens ever used an EVP.
34% of male teens ever used an EVP.


LGBTQ+ vs Heterosexual



51% of LGBTQ+ teens ever used an EVP.
37% of heterosexual teens ever used an EVP.



Teen EVP use has reduced over the last 10 years but is **still too high** and **remains a health concern.**



12th graders (54%) are **more likely to use an EVP** than 9th graders (23%).

Most teens get EVPs from their friends and family.



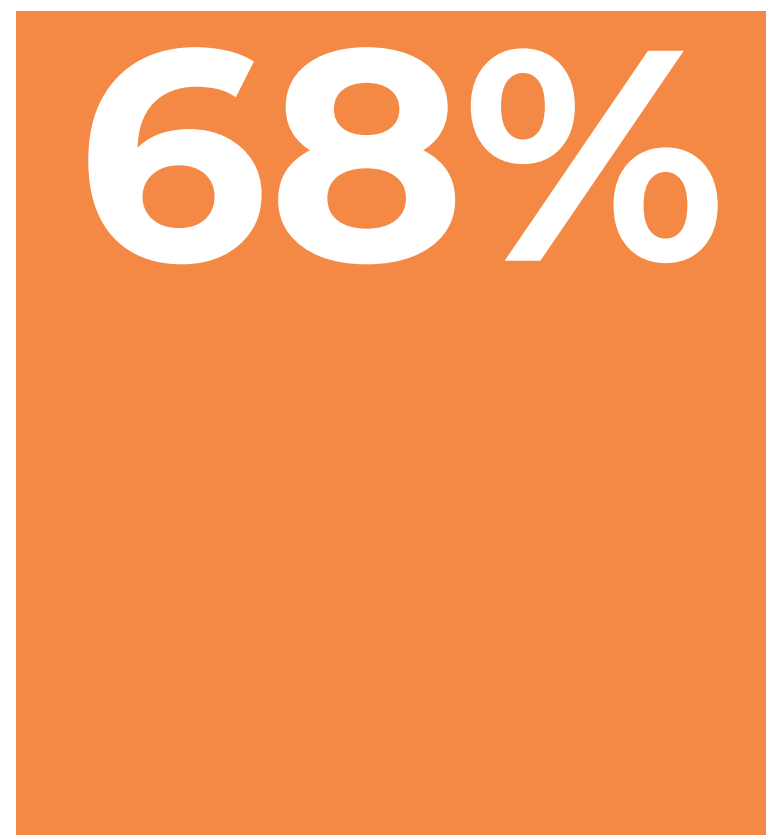
52% of teens currently using an EVP get EVPs **from their friends and family.**

20% buy EVPs themselves in a vape shop, tobacco shop, store, gas station, or mall kiosk/stand.*

*The legal federal minimum age to purchase tobacco/EVP products is 21 years old.



Teens experiencing Adverse Childhood Experiences (ACEs) and poor mental health are more likely to use an EVP.



4+ ACEs

68% of teens who report 4 or more ACEs ever used an EVP.



0 ACEs



Poor mental health

54% of teens who report poor mental health ever used an EVP.



Good mental health

Adverse childhood experiences (ACEs) are potentially traumatic events that one experienced before the age of 18 years. Female teens and LGBTQ+ teens are at a higher risk of experiencing 4+ ACEs and reporting poor mental health. To view the latest report about ACEs, please [click here](#).



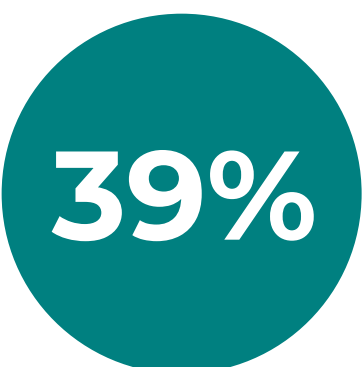
1 in 2 Arizona teens who currently use an EVP ARE TRYING TO QUIT.

Positive Impact of Caring Adults

When teens have a caring adult to talk to about their feelings, they are less likely to use an EVP and if using, are more likely to try quitting.



of teens who have a **caring adult** have ever used an EVP (vs **46%** who didn't have a caring adult).



of teens who are trying to quit any tobacco products report having a **caring adult** (vs **22%** who are not trying to quit).



Talking with Teens
For Adults



MyLifeMyQuit
Share with Teens



UnVape
Share with Teens



ARIZONA DEPARTMENT OF HEALTH SERVICES

To learn more about the Arizona YRBS, please visit our website: <https://www.azdhs.gov/yrbs/> azyrbs@azdhs.gov